

AFFIDAVIT OF PUBLICATION

NPG Newspapers, Inc., P.O. Box 29, St. Joseph, MO 64502

Reference: 111658 P.O. :
Ad ID: 6746795 DESC. :Louisburg Budget Hearing

**JESSICA MCGOWIN
CITY OF LOUISBURG
215 S. BROADWAY
LOUISBURG, KS 66053**

Miami County Republic

State of Kansas, Miami County, ss:


I, Sandra Ridings being duly sworn according to law, state that I am the Legal Advertising Coordinator of the Miami County Republic, a weekly newspaper printed in the State of Kansas, and published in and of general circulation in Miami County, Kansas, with a general paid circulation on a weekly basis in Miami County, Kansas; and that said newspaper is not a trade, religious, or fraternal publication. Said newspaper is published at least weekly fifty times a year and has been so published continuously and uninterruptedly in said County and State for a period of more than five years prior to the first publication of the said notice; and has been admitted to the post office of Paola, in said county as second class matter. That this notice, a true copy of which is hereto attached, was published in the regular and entire issue of said weekly newspaper as follows, to-wit:

Run Dates: 08/09/23 to 08/09/23
Appearances: 1
AD SPACE: 243
TOTAL COST: \$131.79

(Signed) 

Subscribed and sworn before me this
9 day of August 2023

 Notary Public



My Commission Expires: 6/23/24

NOTICE OF BUDGET HEARING

The Governing Body of Louisburg will meet at 6:30 p.m. Aug. 21, 2023, at City Hall, 215 S. Broadway St., for the purpose of hearing and answering objections of taxpayers relating to the Revenue Neutral Rate and the amount of ad valorem tax and the proposed use of funds. Detailed budget information is available at City Hall, 215 S. Broadway St. and will be available at this hearing.

BUDGET SUMMARY: Proposed Budget 2024 Expenditures and Amount of 2023 Ad Valorem Tax establish the maximum limits of the 2024 budget. Estimated Tax Rate is subject to change depending on the final assessed valuation.

FUND	Prior Year Actual for 2022		Current Year Estimate for 2023		Proposed Budget Year for 2024		
	Expenditures	Actual Tax Rate *	Expenditures	Actual Tax Rate *	Budget Authority for Expenditures	Amount of 2023 Ad Valorem Tax	Estimate Tax Rate *
General	3,248,253	25.172	4,070,427	19.398	8,158,796	1,221,268	16.635
Debt Service	1,132,520	7.267	404,908	1.474	779,388	92,799	1.264
Special Highway	683,111		920,000		725,000		
Stormwater Management	15,372		16,794		366,330		
Parks Contributions			67,000		42,921		
L/Y Lighting					1,707		
Louisburg Cemetery	26,632		69,464		42,403		
Fox Hall	12,517		16,438		31,429		
Cops for Kids	564		542		2,811		
Excise Tax					25,000		
Infrastructure Improvements	472,101		364,625		1,590,500		
Aquatic Center & Recreation	441,371		425,010		2,309,861		
Gas Operating	1,547,906		1,613,638		1,455,088		
Water Operating	1,749,310		2,040,658		2,212,514		
Wastewater Operating	777,415		1,377,195		1,628,180		
Non-Budgeted Funds-A	4,484,531						
Non-Budgeted Funds-B	225,756						
Totals	14,817,359	32.439	11,386,699	20.872	19,371,928	1,314,067	17.899
Revenue Neutral Rate**							17.899
Less: Transfers	365,000		735,000		619,000		
Net Expenditure	14,452,359		10,651,699		18,752,928		
Total Tax Levied	1,767,119		1,314,067		XXXXXXXXXXXXXXXXXXXX		
Assessed Valuation	54,475,891		62,958,525		73,415,064		
Outstanding Indebtedness, January 1,	2021		2022		2023		
G.O. Bonds	3,670,000		3,670,000		2,635,000		
Revenue Bonds	0		0		0		
Other	8,164,416		10,542,016		10,115,817		
Lease Purchase Principal	434,776		244,274		113,340		
Total	12,269,192		14,456,290		12,864,157		

*Tax rates are expressed in mills

**Revenue Neutral Rate as defined by 2021 Kansas Senate Bill 13.

Nathan Law

City Official Title: City Administrator

CERTIFICATE
To the Clerk of Miami, State of Kansas
We, the undersigned, officers of
Louisburg

certify that: (1) the hearing mentioned in the attached publication was held;
(2) after the Budget Hearing this budget was duly approved and adopted as the
maximum expenditures for the various funds for the year 2024; and
(3) the Amounts(s) of 2023 Ad Valorem Tax are within statutory limitations.

		2024 Adopted Budget			
		Page No.	Budget Authority for Expenditures	Amount of 2023 Ad Valorem Tax	County Clerk's Use Only
Table of Contents:					
Allocation of MVT, RVT, 16/20M Veh Tax		2			
Schedule of Transfers		3			
Statement of Indebtedness		4			
Statement of Lease-Purchases		5			
Fund	K.S.A.				
General	12-101a	6	8,158,796	1,221,268	
Debt Service	10-113	7	779,388	92,799	
Library	12-1220				
Special Highway		8	725,000		
Stormwater Management		9	366,330		
Parks Contributions		9	42,921		
L/Y Lighting		10	1,707		
Louisburg Cemetery		10	42,403		
Fox Hall		11	31,429		
Cops for Kids		11	2,811		
Excise Tax		12	25,000		
Infrastructure Improvements		12	1,590,500		
Aquatic Center & Recreation		13	2,309,861		
Gas Operating		14	1,455,088		
Water Operating		15	2,212,514		
Wastewater Operating		16	1,628,180		
Non-Budgeted Funds-A		17			
Non-Budgeted Funds-B		18			
Totals		XXXXX	19,371,928	1,314,067	
Budget Summary		19			County Clerk's Use Only
Neighborhood Revitalization Rebate					Nov 1, 2023 Total Assessed Valuation





Assisted by: _____

Address: _____

Email: _____

Attest: _____ 2023

County Clerk

 Governing Body

CPA Summary

Louisburg

2024

STATEMENT OF CONDITIONAL LEASE-PURCHASE AND CERTIFICATE OF PARTICIPATION*

Item Purchased	Contract Date	Term of Contract (Months)	Interest Rate %	Total Amount Financed (Beginning Principal)	Principal Balance On Jan 1, 2023	Payments Due 2023	Payments Due 2024
Pumper Fire Truck	2/6/2019	81	3.25	250,000	113,340	39,988	39,988
Totals					113,340	39,988	39,988

***If you are merely leasing/renting with no intent to purchase, do not list--such transactions are not lease-purchases.

Louisburg

2024

FUND PAGE FOR FUNDS WITH A TAX LEVY

Adopted Budget General	Prior Year Actual for 2022	Current Year Estimate for 2023	Proposed Budget Year for 2024
Unencumbered Cash Balance Jan 1	3,005,075	4,020,803	4,198,447
Receipts:			
Ad Valorem Tax	1,300,623	1,154,457	XXXXXXXXXXXXXXXXXXXX
Delinquent Tax	31,172	9,067	
Motor Vehicle Tax	156,587	136,368	109,431
Recreational Vehicle Tax	2,111	1,963	1,428
16/20M Vehicle Tax	1,150	1,590	1,547
Commercial Vehicle Tax	4,244	3,228	3,032
Watercraft Tax			331
Gross Earning (Intangible) Tax			0
LAVTR			0
City and County Revenue Sharing			0
Sales Tax	1,655,631	1,821,194	1,700,000
Franchise Tax	225,750	225,376	225,134
Local Alcohol Funds	15,100	12,940	15,300
Other Tax	59,062	58,855	49,627
Licenses and Permits	46,851	33,620	30,000
Grants and Donations	39,740	155,242	0
Park Income	23,775	23,140	22,900
Court Fines	94,358	75,017	75,000
Interest	32,302	147,306	115,000
Sale of Equipment/Property	459,407	67,656	20,000
Rural Fire Reimbursement	61,081	101,770	80,000
Rec Com. Reimbursements	0	143,000	150,150
USD 416 Reimbursements	0	26,800	94,902
Insurance Dividends/Settlements	22,430	23,029	20,000
Miscellaneous Other	32,606	26,453	25,300
Neighborhood Revitalization Rebate			0
Miscellaneous			
Does miscellaneous exceed 10% Total Rec			
Total Receipts	4,263,981	4,248,071	2,739,081
Resources Available:	7,269,056	8,268,874	6,937,528

Louisburg

2024

Adopted Budget General Fund - Detail Page 1	Prior Year Actual for 2022	Current Year Estimate for 2023	Proposed Budget Year for 2024
Expenditures:			
Administration			
Salaries	65,356	194,927	211,146
Contractual	180,010	223,083	241,003
Commodities	45,168	45,273	48,516
Capital Outlay	4,518	20,000	56,250
Debt			
Total	295,052	483,283	556,915
Fire			
Salaries	340,632	351,513	420,964
Contractual	27,813	52,001	60,198
Commodities	30,974	27,320	29,506
Capital Outlay	221,863	146,750	82,683
Total	621,282	577,584	593,351
Police			
Salaries	1,071,054	1,285,756	1,591,705
Contractual	100,379	116,177	139,364
Commodities	52,771	57,448	77,844
Capital Outlay	94,175	230,358	231,804
Total	1,318,379	1,689,739	2,040,717
Court			
Salaries	20,131	22,761	35,318
Contractual	23,378	34,582	37,349
Commodities	1,006	2,463	2,660
Capital Outlay	1,064		
Total	45,579	59,806	75,327
Streets			
Salaries	79,109	68,056	94,353
Contractual	168,962	206,836	223,383
Commodities	39,868	30,411	32,844
Capital Outlay	27,071	24,033	13,000
Other Financing Sources	250,000	500,000	500,000
Total	565,010	829,336	863,580
Building and Zoning			
Salaries	40,960	36,655	38,487
Contractual	4,160	4,389	4,740
Commodities	1,315	1,566	1,692
Capital Outlay			
			0
Total	46,435	42,610	44,919
Building Inspections			
Salaries	41,289	38,699	40,634
Contractual	18,000	11,517	12,439
Commodities	566	1,152	1,500
Capital Outlay			
Total	59,855	51,368	54,573
Parks			
Salaries	157,480	167,435	220,584
Contractual	58,603	77,085	83,252
Commodities	48,588	47,639	51,450
Capital Outlay	23,762	35,823	23,000
Total	288,433	327,982	378,286
Page 1 - Total	3,240,025	4,061,708	4,607,668

Louisburg

2024

Adopted Budget General Fund - Detail Page 2	Prior Year Actual for 2022	Current Year Estimate for 2023	Proposed Budget Year for 2024
Expenditures:			
Special Events			
Contractual	3,260	3,423	3,697
Commodities	4,968	5,296	5,720
Total	8,228	8,719	9,417
Transfers			
Total	0	0	0
Reserve Balance			
			2,300,000
Total	0	0	2,300,000
Page 2 -Total	8,228	8,719	2,309,417
Page 1 -Total	3,240,025	4,061,708	4,607,668
Grand Total	3,248,253	4,070,427	6,917,085

(Note: Should agree with general sub-totals.)

Louisburg

2024

FUND PAGE FOR FUNDS WITH A TAX LEVY

Adopted Budget Debt Service	Prior Year Actual for 2022	Current Year Estimate for 2023	Proposed Budget Year for 2024
Unencumbered Cash Balance Jan 1	987,645	550,104	476,885
Receipts:			
Ad Valorem Tax	375,482	87,904	xxxxxxxxxxxxxxxxxxxx
Delinquent Tax	5,574	2,185	0
Motor Vehicle Tax	25,278	38,346	8,315
Recreational Vehicle Tax	340	554	109
16/20M Vehicle Tax	185	247	118
Commercial Vehicle Tax	671	930	230
Watercraft Tax	0	0	25
Special Assessments	147,370	63,191	63,191
Other Tax	16,407	4,230	3,716
Transfer from Wastewater	115,000	115,000	119,000
Interest on Idle Funds	8,672	19,102	15,000
Neighborhood Revitalization Rebate			0
Miscellaneous			
Does miscellaneous exceed 10% Total Rec			
Total Receipts	694,979	331,689	209,704
Resources Available:	1,682,624	881,793	686,589
Expenditures:			
2017-A Principal	95,000	95,000	100,000
2017-A Interest	50,758	48,858	46,958
2013-A Principal	430,000	240,000	245,000
2013-A Interest	29,650	21,050	16,250
KDHE C20 2010 01 (WWTP)	527,112	0	0
Carryover			343,190
Cash Basis Reserve (2024 column)			27,990
Miscellaneous			
Does miscellanous exceed 10% Total Exp			
Total Expenditures	1,132,520	404,908	779,388
Unencumbered Cash Balance Dec 31	550,104	476,885	xxxxxxxxxxxxxxxxxxxx
2022/2023/2024 Budget Authority Amount	1,507,211	754,908	779,388
		Non-Appropriated Balance	
		Total Expenditure/Non-Appr Balance	779,388
		Tax Required	92,799
	Delinquent Comp Rate:	0.0%	0
	Amount of 2023 Ad Valorem Tax		92,799

CPA Summary

Louisburg

FUND PAGE FOR FUNDS WITH NO TAX LEVY

Adopted Budget Special Highway	Prior Year Actual for 2022	Current Year Estimate for 2023	Proposed Budget Year for 2024
Unencumbered Cash Balance Jan 1	1,022,464	749,954	478,639
Receipts:			
State of Kansas Gas Tax	129,706	124,360	123,440
County Transfers Gas		0	0
Interest income and donation	6,388	24,325	25,000
Reimbursements	24,507		
Other Financial Sources	250,000	500,000	500,000
Miscellaneous			
Does miscellaneous exceed 10% Total Rec			
Total Receipts	410,601	648,685	648,440
Resources Available:	1,433,065	1,398,639	1,127,079
Expenditures:			
Contractual	36,715		
Commodities			
Capital Outlay	646,396	920,000	725,000
Cash Forward (2024 column)			
Miscellaneous			
Does miscellaneous exceed 10% Total Exp			
Total Expenditures	683,111	920,000	725,000
Unencumbered Cash Balance Dec 31	749,954	478,639	402,079
2022/2023/2024 Budget Authority Amount	1,000,000	920,000	725,000

CPA Summary

Louisburg

2024

FUND PAGE FOR FUNDS WITH NO TAX LEVY

Adopted Budget	Prior Year	Current Year	Proposed Budget
Stormwater Management	Actual for 2022	Estimate for 2023	Year for 2024
Unencumbered Cash Balance Jan 1	280,331	361,281	451,743
Receipts:			
Charges to Customers	93,816	95,692	97,606
Interest income and donation	2,506	11,564	9,200
Reimbursements			
Miscellaneous			
Does miscellaneous exceed 10% Total Rec			
Total Receipts	96,322	107,256	106,806
Resources Available:	376,653	468,537	558,549
Expenditures:			
Personnel			
Contractual			
Commodities			
Capital Outlay	15,372	16,794	366,330
Other Financing Sources			
Cash Forward (2024 column)			
Miscellaneous			
Does miscellaneous exceed 10% Total Exp			
Total Expenditures	15,372	16,794	366,330
Unencumbered Cash Balance Dec 31	361,281	451,743	192,219
2022/2023/2024 Budget Authority Amount	315,000	366,330	366,330

Adopted Budget

Adopted Budget	Prior Year	Current Year	Proposed Budget
Parks Contributions	Actual for 2022	Estimate for 2023	Year for 2024
Unencumbered Cash Balance Jan 1	25,895	75,466	25,922
Receipts:			
Intergovernmental Revenues	33,325		
Interest income and donation	1,146	2,356	1,900
Taxes	15,100	15,100	15,100
Reimbursements			
Miscellaneous			
Does miscellaneous exceed 10% Total Rec			
Total Receipts	49,571	17,456	17,000
Resources Available:	75,466	92,922	42,922
Expenditures:			
Personnel			
Contractual			
Commodities			
Capital Outlay		67,000	42,921
Other Financing Sources			
Cash Forward (2024 column)			
Miscellaneous			
Does miscellaneous exceed 10% Total Exp			
Total Expenditures	0	67,000	42,921
Unencumbered Cash Balance Dec 31	75,466	25,922	1
2022/2023/2024 Budget Authority Amount	88,335	67,000	42,921

CPA Summary

Louisburg

2024

FUND PAGE FOR FUNDS WITH NO TAX LEVY

Adopted Budget L/Y Lighting	Prior Year Actual for 2022	Current Year Estimate for 2023	Proposed Budget Year for 2024
Unencumbered Cash Balance Jan 1	1,595	1,607	1,657
Receipts:			
Charges to Customers			
Interest income and donation	12	50	50
Other Financial Sources			
Miscellaneous			
Does miscellaneous exceed 10% Total Rec			
Total Receipts	12	50	50
Resources Available:	1,607	1,657	1,707
Expenditures:			
Personnel			
Contractual			
Commodities			
Capital Outlay			1,707
Cash Forward (2024 column)			
Miscellaneous			
Does miscellaneous exceed 10% Total Exp			
Total Expenditures	0	0	1,707
Unencumbered Cash Balance Dec 31	1,607	1,657	0
2022/2023/2024 Budget Authority Amount	0	0	1,707

Adopted Budget

Louisburg Cemetery	Prior Year Actual for 2022	Current Year Estimate for 2023	Proposed Budget Year for 2024
Unencumbered Cash Balance Jan 1	98,798	109,258	86,302
Receipts:			
Charges for Services	36,298	15,000	15,300
Interest income and donations	794	3,984	3,200
Insurance Settlement		27,524	
Miscellaneous			
Does miscellaneous exceed 10% Total Rec			
Total Receipts	37,092	46,508	18,500
Resources Available:	135,890	155,766	104,802
Expenditures:			
Personnel	3,441	9,444	9,916
Contractual	22,420	29,271	31,613
Commodities	119	125	135
Capital Outlay	652	30,624	739
Cash Forward (2024 column)			
Miscellaneous			
Does miscellaneous exceed 10% Total Exp			
Total Expenditures	26,632	69,464	42,403
Unencumbered Cash Balance Dec 31	109,258	86,302	62,399
2022/2023/2024 Budget Authority Amount	80,000	70,000	42,403

CPA Summary

Louisburg

2024

FUND PAGE FOR FUNDS WITH NO TAX LEVY

Adopted Budget	Prior Year	Current Year	Proposed Budget
Fox Hall	Actual for 2022	Estimate for 2023	Year for 2024
Unencumbered Cash Balance Jan 1	38,271	41,144	36,381
Receipts:			
Fees and Fines	11,281	11,190	11,414
Interest income and donation	3,749	85	86
Reimbursements	360	400	
Miscellaneous			
Does miscellaneous exceed 10% Total Rec			
Total Receipts	15,390	11,675	11,500
Resources Available:	53,661	52,819	47,881
Expenditures:			
Personnel			21,884
Contractual	5,292	3,470	3,748
Commodities	7,225	5,368	5,797
Capital Outlay		7,600	
Cash Forward (2024 column)			
Miscellaneous			
Does miscellaneous exceed 10% Total Exp			
Total Expenditures	12,517	16,438	31,429
Unencumbered Cash Balance Dec 31	41,144	36,381	16,452
2022/2023/2024 Budget Authority Amount	20,000	20,000	31,429

Adopted Budget

Adopted Budget	Prior Year	Current Year	Proposed Budget
Cops for Kids	Actual for 2022	Estimate for 2023	Year for 2024
Unencumbered Cash Balance Jan 1	7,111	8,137	8,414
Receipts:			
Intergovernmental			
Interest income and donation	1,590	819	254
Miscellaneous			
Does miscellaneous exceed 10% Total Rec			
Total Receipts	1,590	819	254
Resources Available:	8,701	8,956	8,668
Expenditures:			
Personnel			
Contractual			
Commodities	564	542	2,811
Capital Outlay			
Other Financing Sources			
Cash Forward (2024 column)			
Miscellaneous			
Does miscellaneous exceed 10% Total Exp			
Total Expenditures	564	542	2,811
Unencumbered Cash Balance Dec 31	8,137	8,414	5,857
2022/2023/2024 Budget Authority Amount	3,000	3,000	2,811

CPA Summary

Louisburg

2024

FUND PAGE FOR FUNDS WITH NO TAX LEVY

Adopted Budget Excise Tax	Prior Year Actual for 2022	Current Year Estimate for 2023	Proposed Budget Year for 2024
Unencumbered Cash Balance Jan 1	59,138	59,590	61,450
Receipts:			
Interest income and donation	452	1,860	1,860
Taxes			
License and Permits			
Miscellaneous			
Does miscellaneous exceed 10% Total Rec			
Total Receipts	452	1,860	1,860
Resources Available:	59,590	61,450	63,310
Expenditures:			
Personnel			
Contractual			
Commodities			
Capital Outlay			25,000
Other Funding Sources			
Cash Forward (2024 column)			
Miscellaneous			
Does miscellaneous exceed 10% Total Exp			
Total Expenditures	0	0	25,000
Unencumbered Cash Balance Dec 31	59,590	61,450	38,310
2022/2023/2024 Budget Authority Amount	25,000	25,000	25,000

Adopted Budget

Infrastructure Improvements	Prior Year Actual for 2022	Current Year Estimate for 2023	Proposed Budget Year for 2024
Unencumbered Cash Balance Jan 1	894,523	1,030,320	1,369,361
Receipts:			
Sales Tax	598,942	658,836	615,000
Interest income and donation	8,956	44,830	36,000
Reimbursements			700,000
Miscellaneous			
Does miscellaneous exceed 10% Total Rec			
Total Receipts	607,898	703,666	1,351,000
Resources Available:	1,502,421	1,733,986	2,720,361
Expenditures:			
Capital Projects	472,101	364,625	1,590,500
Cash Forward (2024 column)			
Miscellaneous			
Does miscellaneous exceed 10% Total Exp			
Total Expenditures	472,101	364,625	1,590,500
Unencumbered Cash Balance Dec 31	1,030,320	1,369,361	1,129,861
2022/2023/2024 Budget Authority Amount	1,100,000	880,000	1,590,500

CPA Summary

--

Louisburg

2024

FUND PAGE FOR FUNDS WITH NO TAX LEVY

Adopted Budget Aquatic Center & Recreation	Prior Year Actual for 2022	Current Year Estimate for 2023	Proposed Budget Year for 2024
Unencumbered Cash Balance Jan 1	3,002,486	3,272,431	3,713,219
Receipts:			
Charges to Customers	87,891	88,075	89,836
Interest income and donation	24,123	118,886	113,000
Taxes	598,942	658,837	615,000
Reimbursements	270		
Miscellaneous	90		
Does miscellaneous exceed 10% Total Rec			
Total Receipts	711,316	865,798	817,836
Resources Available:	3,713,802	4,138,229	4,531,055
Expenditures:			
Salaries	173,288	216,690	227,524
Contractual	38,331	170,423	41,409
Commodities	49,546	37,897	40,928
Capital Outlay	180,206	0	2,000,000
Cash Forward (2024 column)			
Miscellaneous			
Does miscellaneous exceed 10% Total Exp			
Total Expenditures	441,371	425,010	2,309,861
Unencumbered Cash Balance Dec 31	3,272,431	3,713,219	2,221,194
2022/2023/2024 Budget Authority Amount	1,194,000	1,210,000	2,309,861

CPA Summary

FUND PAGE FOR FUNDS WITH NO TAX LEVY

Adopted Budget Gas Operating	Prior Year Actual for 2022	Current Year Estimate for 2023	Proposed Budget Year for 2024
Unencumbered Cash Balance Jan 1	302,043	260,760	109,067
Receipts:			
Charges for Service	1,378,095	1,457,850	1,532,352
Interest	4,010	4,095	0
Transfer In			
Reimbursement	124,463		
Miscellaneous	55		
Does miscellaneous exceed 10% Total Rec			
Total Receipts	1,506,623	1,461,945	1,532,352
Resources Available:	1,808,666	1,722,705	1,641,419
Expenditures:			
Salaries	271,559	189,929	199,425
Contractual	104,609	183,627	218,282
Commodities	941,816	823,379	617,495
Capital Outlay	96,259	121,067	124,250
Other Financing Uses	133,663	295,636	295,636
Cash Forward (2024 column)			
Miscellaneous			
Does miscellaneous exceed 10% Total Exp			
Total Expenditures	1,547,906	1,613,638	1,455,088
Unencumbered Cash Balance Dec 31	260,760	109,067	186,331
2022/2023/2024 Budget Authority Amount	1,570,656	1,441,326	1,455,088

See Tab C

CPA Summary

Louisburg

2024

FUND PAGE FOR FUNDS WITH NO TAX LEVY

Adopted Budget Water Operating	Prior Year Actual for 2022	Current Year Estimate for 2023	Proposed Budget Year for 2024
Unencumbered Cash Balance Jan 1	201,768	130,685	116,375
Receipts:			
Charges for Service	1,624,021	1,653,952	1,745,742
Interest income and donations	1,553	4,692	
Reimbursements	3,617	322,711	336,659
Miscellaneous	49,036	44,993	44,364
Does miscellaneous exceed 10% Total Rec			
Total Receipts	1,678,227	2,026,348	2,126,765
Resources Available:	1,879,995	2,157,033	2,243,140
Expenditures:			
Salaries	233,603	525,868	575,056
Contractual	125,814	163,350	237,138
Commodities	1,340,452	1,278,016	1,351,070
Capital Outlay	49,441	73,424	49,250
Transfer to Water Surplus			
Transfer to Water Capital			
Cash Forward (2024 column)			
Miscellaneous			
Does miscellaneous exceed 10% Total Exp			
Total Expenditures	1,749,310	2,040,658	2,212,514
Unencumbered Cash Balance Dec 31	130,685	116,375	30,626
2022/2023/2024 Budget Authority Amount	1,760,000	1,831,000	2,212,514

See Tab C

CPA Summary

FUND PAGE FOR FUNDS WITH NO TAX LEVY

Adopted Budget Wastewater Operating	Prior Year Actual for 2022	Current Year Estimate for 2023	Proposed Budget Year for 2024
Unencumbered Cash Balance Jan 1	372,964	1,031,385	1,084,831
Receipts:			
Charges for Service	1,425,045	1,398,902	1,328,956
Interest income and donation	5,851	31,739	25,000
Miscellaneous	4,940		
Does miscellaneous exceed 10% Total Rec			
Total Receipts	1,435,836	1,430,641	1,353,956
Resources Available:	1,808,800	2,462,026	2,438,787
Expenditures:			
Salaries	304,569	320,417	359,332
Contractual	117,018	186,423	314,621
Commodities	132,908	105,429	113,864
Capital Outlay	107,920	122,813	194,250
Other Financing Sources	115,000	642,113	646,113
Cash Forward (2024 column)			
Miscellaneous			
Does miscellaneous exceed 10% Total Exp			
Total Expenditures	777,415	1,377,195	1,628,180
Unencumbered Cash Balance Dec 31	1,031,385	1,084,831	810,607
2022/2023/2024 Budget Authority Amount	1,335,900	1,380,900	1,628,180

CPA Summary

Louisburg

NON-BUDGETED FUNDS (A)
(Only the actual budget year for 2022 is to be shown)

2024

Non-Budgeted Funds-A

(1) Fund Name: (2) Fund Name: (3) Fund Name: (4) Fund Name: (5) Fund Name:

Gas Capital Improvement		Water Capital Improvement		Sewer Capital Improvement						
Unencumbered		Unencumbered		Unencumbered		Unencumbered		Unencumbered		Total
Cash Balance Jan 1	849,222	Cash Balance Jan 1	0	Cash Balance Jan 1	1,954,175	Cash Balance Jan 1		Cash Balance Jan 1		2,803,397
Receipts:		Receipts:		Receipts:		Receipts:		Receipts:		
				Transfer In						
Use of Money and Prop	6,523	Use of Money and Property		Use of Money and Prop	17,506					
Reimbursements	6,512			Debt Proceeds	5,053,999					
Total Receipts	13,035	Total Receipts	0	Total Receipts	5,071,505	Total Receipts	0	Total Receipts	0	5,084,540
Resources Available:	862,257	Resources Available:	0	Resources Available:	7,025,680	Resources Available:	0	Resources Available:	0	7,887,937
Expenditures:		Expenditures:		Expenditures:		Expenditures:		Expenditures:		
Capital Outlay		Capital Outlay		Contractual	42,723					
Transfer Out				Capital Outlay	29,214					
Debt Service	133,663			Debt Service	4,278,931					
Total Expenditures	133,663	Total Expenditures	0	Total Expenditures	4,350,868	Total Expenditures	0	Total Expenditures	0	4,484,531
Cash Balance Dec 31	728,594	Cash Balance Dec 31	0	Cash Balance Dec 31	2,674,812	Cash Balance Dec 31	0	Cash Balance Dec 31	0	3,403,406
									3,403,406	

**Note: These two block figures should agree.

CPA Summary

Louisburg

NON-BUDGETED FUNDS (B)
(Only the actual budget year for 2022 is to be shown)

2024

Non-Budgeted Funds-B

(1) Fund Name: (2) Fund Name: (3) Fund Name: (4) Fund Name: (5) Fund Name:

Water Utility Surplus		Wtr/Swr Bond Reserve		MDCPUA Bond Reserve						
Unencumbered		Unencumbered		Unencumbered		Unencumbered		Unencumbered		Total
Cash Balance Jan 1	648,811	Cash Balance Jan 1	298,382	Cash Balance Jan 1	213,254	Cash Balance Jan 1		Cash Balance Jan 1		1,160,447
Receipts:		Receipts:		Receipts:		Receipts:		Receipts:		
Transfer In										
Use of Money and Prop	5,489	Use of Money and Prop	2,277	Use of Money and Prop	1,628					
Reimbursements	116,501									
Total Receipts	121,990	Total Receipts	2,277	Total Receipts	1,628	Total Receipts	0	Total Receipts	0	125,895
Resources Available:	770,801	Resources Available:	300,659	Resources Available:	214,882	Resources Available:	0	Resources Available:	0	1,286,342
Expenditures:		Expenditures:		Expenditures:		Expenditures:		Expenditures:		
Transfer Out										
Capital Outlay	225,756									
Total Expenditures	225,756	Total Expenditures	0	Total Expenditures	0	Total Expenditures	0	Total Expenditures	0	225,756
Cash Balance Dec 31	545,045	Cash Balance Dec 31	300,659	Cash Balance Dec 31	214,882	Cash Balance Dec 31	0	Cash Balance Dec 31	0	1,060,586
										1,060,586

**Note: These two block figures should agree.

CPA Summary

NOTICE OF BUDGET HEARING

2024

The governing body of

Louisburg

will meet on August 21, 2023 at 6:30 p.m. at City Hall, 215 S. Broadway Street for the purpose of hearing and answering objections of taxpayers relating to the Revenue Neutral Rate and the amount of ad valorem tax and the proposed use of all funds.

Detailed budget information is available at City Hall, 215 S. Broadway Street and will be available at this hearing.

BUDGET SUMMARY

Proposed Budget 2024 Expenditures and Amount of 2023 Ad Valorem Tax establish the maximum limits of the 2024 budget. Estimated Tax Rate is subject to change depending on the final assessed valuation.

FUND	Prior Year Actual for 2022		Current Year Estimate for 2023		Proposed Budget Year for 2024		
	Expenditures	Actual Tax Rate *	Expenditures	Actual Tax Rate *	Budget Authority for Expenditures	Amount of 2023 Ad Valorem Tax	Estimate Tax Rate *
General	3,248,253	25.172	4,070,427	19.398	8,158,796	1,221,268	16.635
Debt Service	1,132,520	7.267	404,908	1.474	779,388	92,799	1.264
Special Highway	683,111		920,000		725,000		
Stormwater Management	15,372		16,794		366,330		
Parks Contributions			67,000		42,921		
L/Y Lighting					1,707		
Louisburg Cemetery	26,632		69,464		42,403		
Fox Hall	12,517		16,438		31,429		
Cops for Kids	564		542		2,811		
Excise Tax					25,000		
Infrastructure Improvements	472,101		364,625		1,590,500		
Aquatic Center & Recreation	441,371		425,010		2,309,861		
Gas Operating	1,547,906		1,613,638		1,455,088		
Water Operating	1,749,310		2,040,658		2,212,514		
Wastewater Operating	777,415		1,377,195		1,628,180		
Non-Budgeted Funds-A	4,484,531						
Non-Budgeted Funds-B	225,756						
Totals	14,817,359	32.439	11,386,699	20.872	19,371,928	1,314,067	17.899
Revenue Neutral Rate**							17.899
Less: Transfers	365,000		735,000		619,000		
Net Expenditure	14,452,359		10,651,699		18,752,928		
Total Tax Levied Assessed	1,767,119		1,314,067		xxxxxx		
Valuation	54,475,891		62,958,525		73,415,064		
Outstanding Indebtedness, January 1,	2021		2022		2023		
G.O. Bonds	3,670,000		3,670,000		2,635,000		
Revenue Bonds	0		0		0		
Other	8,164,416		10,542,016		10,115,817		
Lease Purchase Principal	434,776		244,274		113,340		
Total	12,269,192		14,456,290		12,864,157		

*Tax rates are expressed in mills

**Revenue Neutral Rate as defined by 2021 Kansas Senate Bill 13.

Nathan Law

City Official Title: City Administrator